



# **FISHER FC SOCIETY LIMITED**

## **ACCOUNTS FOR YEAR ENDED 31 MAY 2022**

# Fisher Football Club

## Financial Activities

June 2021 - May 2022

	TOTAL
Income	
12th Man Fund	3,320.00
200 Club	285.00
Away coach tickets	35.00
Away Cup Ties Gate Share	41.00
Charitable activities	743.00
Cup Gate Income	3,900.00
Donations	3,010.36
Invoiced Sponsorship	450.00
League Gate & Programmes	15,938.00
Membership	2,162.34
Merchandise	1,241.80
Online Income	251.60
Pre-season Friendlies	892.00
Prize Money	1,900.00
Season Ticket Sales	535.00
Sponsorship	10,515.00
Superdraw	2,695.00
Tea Bar	11,507.75
<b>Total Income</b>	<b>£59,422.85</b>
Cost of Sales	
Coach travel	650.00
Food & Beverage	7,621.24
Friendly Costs	879.00
Home Cup Ties - Gate Share	1,586.61
London FA Fines	1,465.00
Matchday Officials	3,129.90
Physio Matchday Costs	2,340.00
Volunteer Travel Expenses	417.30
<b>Total Cost of Sales</b>	<b>£18,089.05</b>
<b>TOTAL</b>	<b>£41,333.80</b>
Expenditures	
12th Man	3,970.00
Advertising/Promotional	569.47
Affiliation & Cup Entry Costs	327.50
Bank Charges	410.15
Charitable Donations	867.00
Ground Expenditure	1,967.32
Kit & Equipment	4,497.86
Membership & Marketing Costs	710.80
Merchandise Cost	822.24
Physio / Medical Costs	17.00
Programme Printing	2,275.00
Rent	5,500.00
SCEFL	433.00

# Fisher Football Club

## Financial Activities


June 2021 - May 2022


	TOTAL
Sundry First Team Costs	491.18
TENs	84.00
Training	7,740.00
<b>Total Expenditures</b>	<b>£30,682.52</b>
NET OPERATING INCOME	<b>£10,651.28</b>
Other Expenditures	
Other Expenditure	133.81
<b>Total Other Expenditures</b>	<b>£133.81</b>
NET OTHER INCOME	<b>£ -133.81</b>
NET INCOME/(EXPENDITURE)	<b>£10,517.47</b>


FISHER FC SOCIETY LIMITED

Annual Accounts for the Year Ended 31 May 2022

Balance Sheet	2021	2022
<b>Assets</b>	<b>£</b>	<b>£</b>
Cash at Bank	38,936	49,454
Floats	260	280
<b>Total Assets</b>	<u>39,196</u>	<u>49,734</u>
<b>Liabilities</b>	<b>£</b>	<b>£</b>
<u>Short Term Creditors</u>		
Trade & Expense	0	0
<u>Long Term Creditors</u>		
Directors and Members Loans	(8,000)	(8,000)
Directors Expenses	(4,232)	(4,232)
<b>Total Liabilities</b>	<u>(12,232)</u>	<u>(12,232)</u>
<b>Total Deficit</b>	<u><u>26,964</u></u>	<u><u>37,502</u></u>

  
SIMON SHIPPERLEE  
SOCIETY SECRETARY

  
GAVIN WITT  
DIRECTOR

  
JIM MAYCOCK  
DIRECTOR